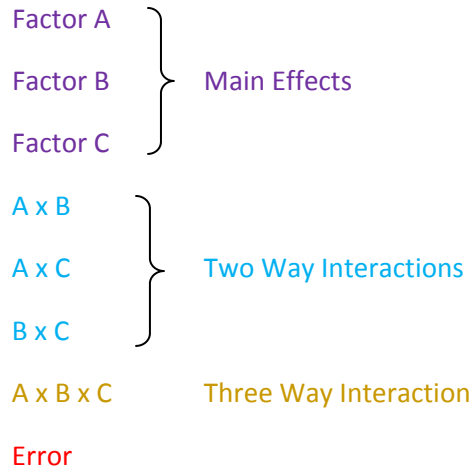


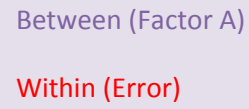
### Three Way ANOVA

#### Sources



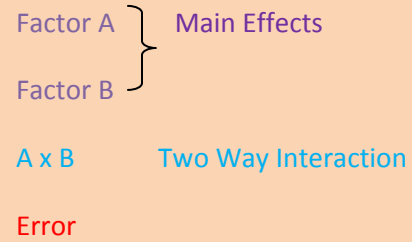
### One Way ANOVA

#### Sources



### Two Way ANOVA

#### Sources



### Reinforcement Data

Source	df	MS	F
Social Class (A)	1	12.250	.957
Grade Level (B)	1	25.000	1.954
Type of Reinforcement (C)	2	1.465	.114
A x B	1	11.111	.868
A X C	2	41.646	3.255*
B x C	2	47.396	3.704*
A x B x C	2	5.298	.414
Error	132	12.792	

Visual Presentation of Simple Main Effects

